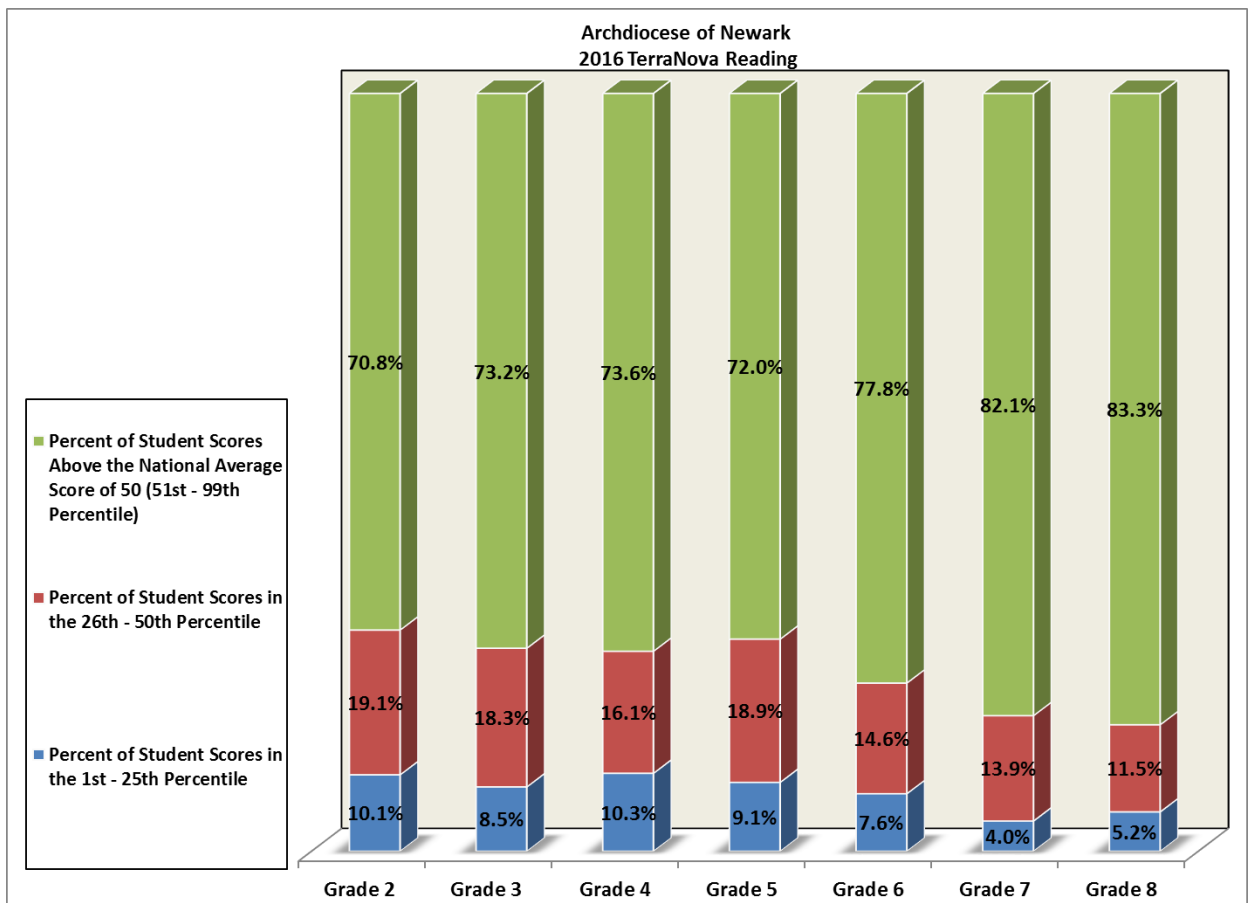


2016 TerraNova Results for the Elementary Schools of the Archdiocese of Newark

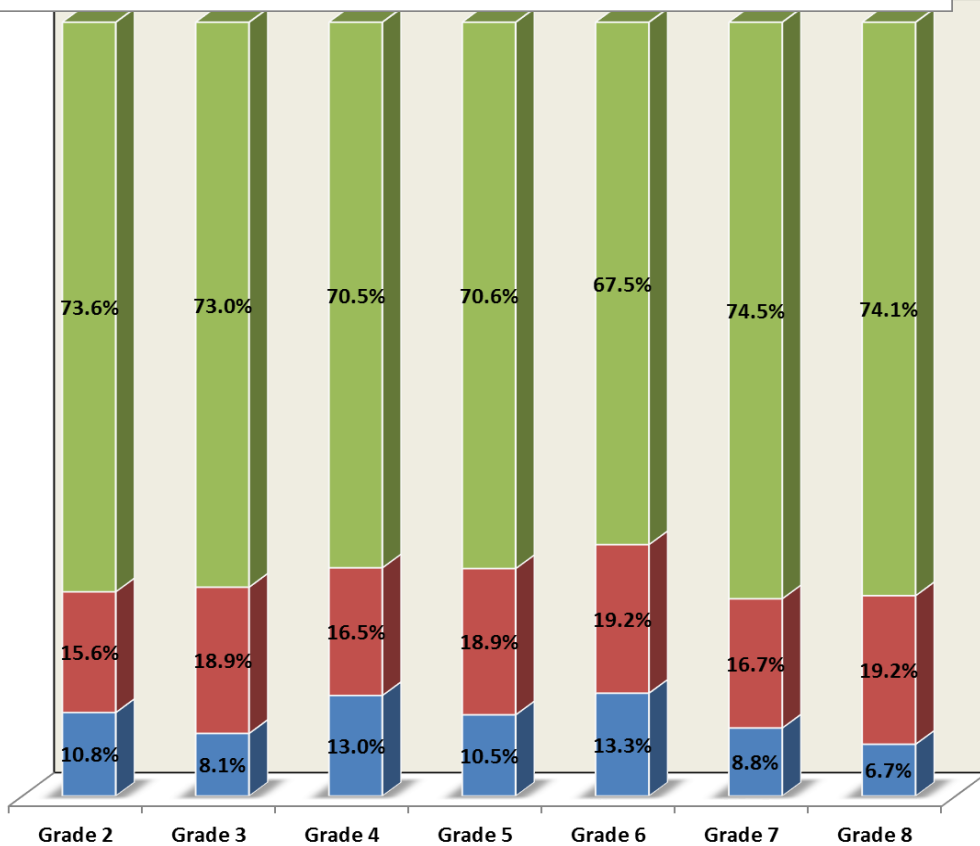

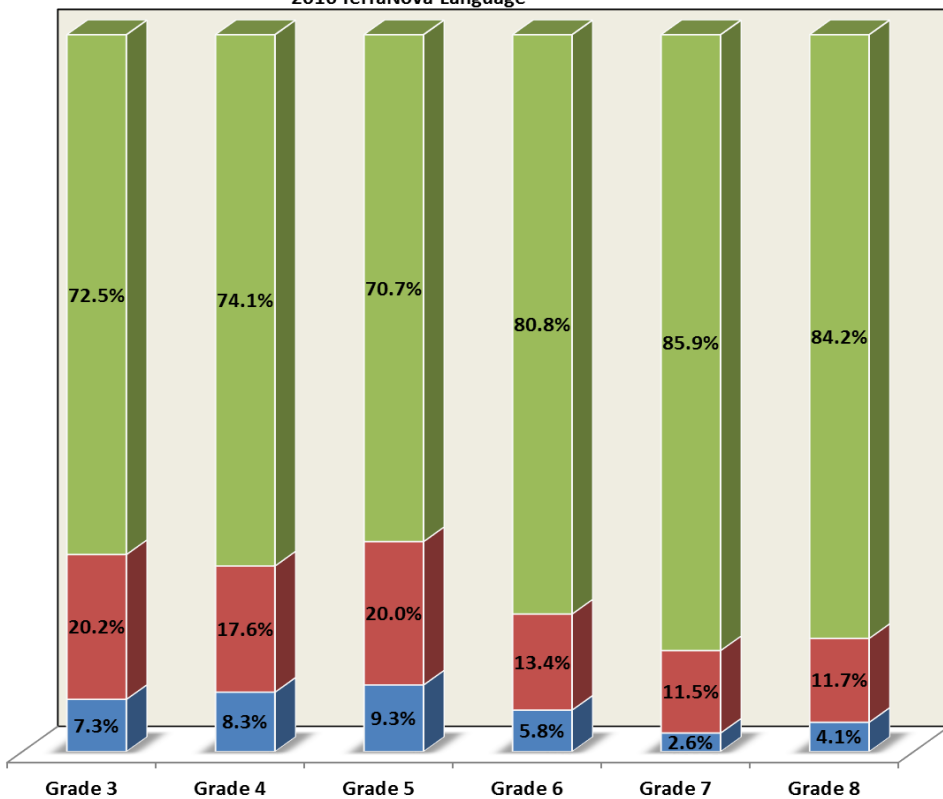

The elementary schools of the Archdiocese of Newark administer the *TerraNova* assessment in early March of each year. *TerraNova* is a nationally normed standardized achievement test published by DRC/CTB. It is used by public and non-public schools nationwide to measure academic achievement. The schools of the Archdiocese of Newark administer the test annually to track student progress and to monitor the effectiveness of instructional programs. Individual and group achievement on the *TerraNova* test is reported in relation to a norming sample that is representative of the national population, thus enabling parents/guardians and educators to view academic achievement in relation to the student's national peer group.

The elementary schools of the Archdiocese of Newark use the *TerraNova* test to assess student learning in Reading, Language, Mathematics, Science and Social Studies. *TerraNova* national percentile scores that fall between the 25th and 75th percentile are considered within the average range. Scores above the 75th percentile are considered to be above average. Scores that fall in the 1st - 25th percentile range are considered below average. The mean score for the national norm group in each section of the *TerraNova* at each grade level correlates to the 50th percentile. Scores above the 50th percentile are above the national average.

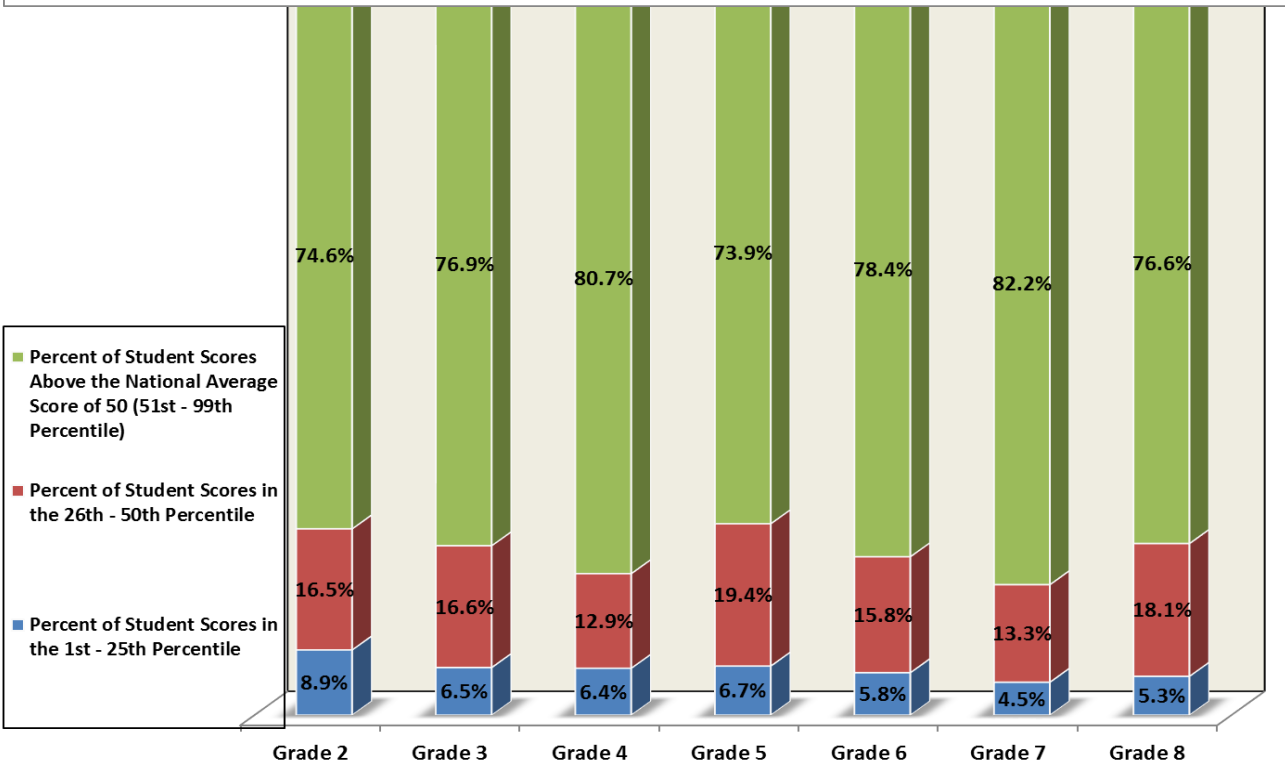
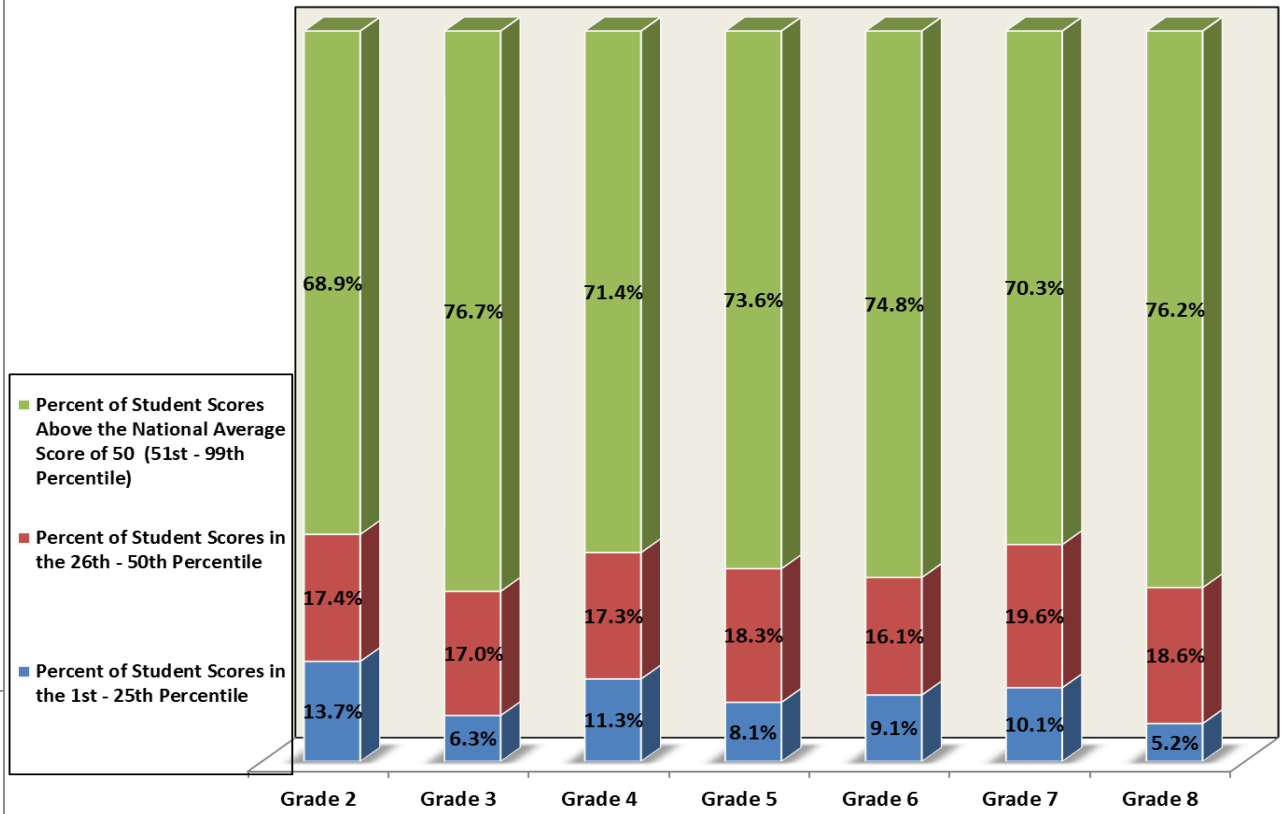
A total of 11,120 students in Grades 2 through 8 took the *TerraNova, Third Edition* in March 2016. The accompanying graphs show the distribution of scores obtained by students in the Archdiocese of Newark during 2016 *TerraNova* testing. There is a graph for each subject area of the *TerraNova* with bars showing the performance of students in each grade. The data represents the total population of students in the elementary schools of the Archdiocese of Newark. The top section of each bar shows the percent of students in that particular grade attaining scores above the national mean percentile of 50. In the national norm group 50% of student scores in each grade level in each subject area fall above the 50th percentile. The percent of students in the Archdiocese of Newark group achieving scores above the 50th percentile is at least 67.5% and as high as 85.9%.



Archdiocese of Newark
2016 TerraNova Language



Archdiocese of Newark
2016 TerraNova Science



Using Testing I
The data prese
Archdiocese of

within the Archdiocese of Newark have been recognized as the National Blue Ribbon Schools since 2011. Eligibility to apply for this award is determined by student performance on a nationally normed test, such as the *TerraNova*, that places the school in the top 15 percent in the nation in reading and mathematics.

The data obtained through the *TerraNova* assessment provides the administration and teachers within each school with information about individual and group mastery of skills and concepts. This information is used by schools to identify the strengths and areas of concern within the curriculum and instructional program. Each school uses its student achievement data to formulate an annual Instructional Improvement Plan that establishes improvement goals and identifies the strategies and practices that will be implemented to improve student learning. Through this data driven decision making process schools work to increase the percent of students scoring above the national average on the annual *TerraNova* assessment of academic achievement. The analysis of student achievement data by educators in the schools of the Archdiocese of Newark leads to the continual improvement of the academic program and further enhances the quality of education offered to students in our Catholic schools.